

BALANCE SHEET AS AT MARCH 31, 2019

	Schedule	Current year	Previous year
		<i>Amount in Rs.</i>	
Source of Funds:			
Corpus Funds	I	2,54,74,838	2,34,69,838
General Reserve Fund		13,28,30,977	10,05,53,468
Un-utilized Restricted Funds	II	2,52,99,014	1,61,19,804
Total		18,36,04,829	14,01,43,110
Application of Funds:			
Fixed Assets	III	12,71,86,558	9,12,93,668
Net Current Assets	IV	5,64,18,271	4,88,49,442
Total		18,36,04,829	14,01,43,110

The Schedules referred to above form an integral part of the Balance Sheet

As per our Report of even date attached


for GUPTA & GUPTA
Chartered Accountants
(Firm Regn. No. 000681N)




Place : New Delhi
Date : December 19, 2019


(Niraj) Gupta
Partner
M. No. 016599

for **UDAYAN CARE**


(Dr. Kiran Modi)
Managing Trustee




(G.P Todi)
Trustee

INCOME & EXPENDITURE A/c For The Year Ended on Marc 2019 2018

Particulars	Sch	Amount in Rs.	
<u>INCOME</u>			
Corpus Donation	I	20,05,000	95,20,038
Donation Received		6,64,442	2,52,660
Grant Received		10,92,30,472	6,68,88,327
Interest received		35,63,004	32,53,260
Other Income		3,45,171	1,12,024
Total		11,58,08,089	8,00,26,308

<u>EXPENDITURE</u>			
Direct Programme	V	6,31,13,538	5,19,84,367
Programme Management	VI	11,50,157	10,18,647
Administration:	VII	30,06,091	22,74,013
<u>Non Cash Charges:</u>			
Depreciation	III	50,67,994	19,60,364
Irrecoverable debts written off		8,590	-
Income over Expenditure c/d...		4,34,61,719	2,27,88,917
Total		11,58,08,089	8,00,26,308

Income over Expenditure Transferred to :

Corpus Fund	20,05,000	95,20,038
Un-Utilized Restricted Funds	91,79,211	(28,68,996)
General Reserve Fund	3,22,77,508	1,61,37,875
Total	4,34,61,719	2,27,88,917

The Schedules referred to above form an integral part of the Balance Sheet




As per our Report of even date attached
for **GUPTA & GUPTA**
Chartered Accountants
(Firm Regn. No. 000681N)


(Niraj Gupta)
Partner
M. No. 016599

Place : New Delhi
Date : December 19, 2019

for **UDAYAN CARE**


(Dr. Kiran Modi)
Managing Trustee





(G.P. Todi)
Trustee

Schedules Forming Part of The Balance Sheet for the year ended on 31 March, 2019

Sch. I : CORPUS FUND

Sl. No.	Corpus Fund	Op. Balance as on 01-04-2018	Addition during the year	Closing balance as on 31-03-2019
A Ghar Programme				
	Home 2	-	5,000	5,000
	Home 10	-	20,00,000	20,00,000
	Home 13	1,00,200		1,00,200
	After Care & Alumni	50,000		50,000
		<u>1,50,200</u>	<u>20,05,000</u>	<u>21,55,200</u>
B USF Programme				
	USF General Programme	40,56,500		40,56,500
	Usha Yadav Fellowship	10,000		10,000
	Sanjana Swamy Fellowship	6,76,008		6,76,008
	Dolly Anand Fellowship	6,000		6,000
	Kolkata	4,60,380		4,60,380
	Jaipur	13,10,433		13,10,433
		<u>65,19,321</u>	<u>-</u>	<u>65,19,321</u>
C	General Fund	3,36,046		3,36,046
D	Skill Development Centre	1,64,64,271		1,64,64,271
		<u>1,68,00,317</u>	<u>-</u>	<u>1,68,00,317</u>
TOTAL (A+B+C+D)		2,34,69,838	20,05,000	2,54,74,838



Ms. Kuan Kuan


Schedule Forming Part of Income & Expenditure for the year ending 31 March, 2019

Sch. II: Project based Un-Utilized Restricted Funds (Net)

Projects	Opening Balance	Receipts during the year	Utilized during the year	For the year	Closing Balance
I Non Recurring Expenses	6,91,968	3,92,14,820	3,82,65,300	9,49,520	16,41,488
II Home Related Expenses:	22,74,525	3,80,15,188	3,05,32,583	74,82,605	97,57,130
III Udayan Shalini Fellowship	1,14,75,898	2,70,67,730	2,73,01,649	(2,33,919)	1,12,41,979
IV IT Centres	8,96,696	38,57,666	28,92,100	9,65,566	18,62,262
V Advocacy Programmes	5,97,193	6,33,611	2,43,711	3,89,900	9,87,093
VI Skill Development Centre	1,83,523	4,41,457	8,15,918	(3,74,461)	(1,90,938)
TOTAL	1,61,19,803	10,92,30,472	10,00,51,261	91,79,211	2,52,99,014



Mis
Kuan Moh

Audited Financial Statements (FCRA) 2019

SCH. III ; FIXED ASSETS as on 31st March 2019

S.No.	Description of Assets	Op. Balance as on 01-04-2018	During the year		Total	Depriciation	Closing Balance as at 31-03-2019
			Additions	Deletion & adjustments			
1	Air Conditioners & Coolers	69,749	6,86,315	-	7,56,064	34,576	7,21,488
2	Bauilding	3,81,72,429	3,58,86,683	-	7,40,59,112	30,72,467	7,09,86,645
3	Land	4,56,67,068	-	-	4,56,67,068	-	4,56,67,068
4	Computers & Accessories	12,94,811	2,41,871	-	15,36,682	5,47,003	9,89,679
5	Computer's Software	16,22,634	4,02,970	-	20,25,604	7,91,125	12,34,479
6	CCTV - Camra & Accessories	1,68,764	62,771	-	2,31,535	19,759	2,11,776
7	CTV - Television	81,091	53,000	-	1,34,091	9,866	1,24,225
8	Digital Camera/Camera	54,574	2,06,100	-	2,60,674	20,929	2,39,745
9	Educational Tools & Training Lab	20,403	-	-	20,403	2,040	18,363
10	Electrical Fittings	36,251	1,64,183	-	2,00,434	9,068	1,91,366
11	Electronics & Electrical Equipment	2,27,234	-	-	2,27,234	22,723	2,04,511
12	Entertainment Equipment	431	-	-	431	43	388
13	Fan & Exhaust	23,480	1,05,747	-	1,29,227	5,854	1,23,373
14	Fire Extenguisers	30,573	-	-	30,573	3,057	27,516
15	Furniture & Fixtures	20,66,139	24,15,395	-	44,81,534	2,88,108	41,93,426
16	Generator	5,683	-	-	5,683	568	5,115
17	Gysers	20,582	10,695	-	31,277	2,413	28,864
18	Inverters with Battery	1,01,144	51,800	-	1,52,944	13,629	1,39,315
19	Kitchen Equipments	61,857	-	-	61,857	6,186	55,671
20	Office Equipments	9,949	17,880	-	27,829	1,588	26,241
21	Projector & Screen	1,28,496	-	-	1,28,496	12,850	1,15,646
22	Public Address System	1,07,849	19,995	-	1,27,844	12,379	1,15,465
23	Pump (Wc.ter)	-	10,902	-	10,902	863	10,039
24	Refrigerators	33,300	30,000	-	63,300	5,253	58,047
25	Sewing Machines	-	19,264	-	19,264	-	19,264
26	Solar Panel	2,74,102	34,434	-	3,08,536	28,545	2,79,991
27	Networking Equipments	-	92,640	-	92,640	2,979	89,661
28	UPS	46,084	14,600	-	60,684	4,862	55,822
29	Video & Audio conference system	-	3,71,322	-	3,71,322	12,310	3,59,012
30	Vehicles	7,88,747	-	-	7,88,747	1,18,312	6,70,435
31	Washing Machines	44,872	27,600	-	72,472	4,525	67,947
32	Water Coolers & Dispensor	12,244	-	-	12,244	1,224	11,020
33	Water Purifiers / RO	1,15,508	30,000	-	1,45,508	11,913	1,33,595
34	Water Tank	-	12,337	-	12,337	977	11,360
		9,12,86,048	4,09,68,504	-	13,22,54,552	50,67,994	12,71,86,558
35	Building - Work in Progress	7,620	1,00,90,684	1,00,98,304	-	-	-
	Grand Total	9,12,93,668	5,10,59,188	1,00,98,304	13,22,54,552	50,67,994	12,71,86,558



Kiran Modi



Audited Financial Statements (F CRA) 2019

Mu

Schedules Forming Part of The Balance Sheet for the year ending 31 March, 2019

Sch. IV : Net Current Assets	Current year		Previous year	
	Amount (Rs.)			
(A) Current Assets, Loans & Advances				
Cash in Hand	1,23,181		1,59,177	
Balance in Savings Bank Accounts	51,66,860		26,10,882	
Investments (including Interest Accrued)	4,85,24,491		4,47,04,508	
Prepaid Expenses	1,65,983		88,913	
Loans, Advances & Imprests	28,81,952		31,59,357	
Security Deposits	3,52,942		1,14,370	
Income tax deducted at source	<u>13,67,285</u>	5,85,82,694	<u>10,39,592</u>	5,18,76,799
(B) Less: Current Liabilities & Provisions				
Duties & Taxes payable	3,82,273		2,72,523	
Sundry Creditors	5,72,412		11,350	
Fellowship payable	8,73,000		25,45,250	
Expenses Payable	<u>3,36,738</u>	21,64,423	<u>1,98,234</u>	30,27,357
NET CURRENT ASSETS (A-B)		5,64,18,271		4,88,49,442




Kumar Modi
Mi


**Schedules Forming Part of the Income & Expenditure A/c
for the year ended on March 31, 2019**

	Current year	Previous year
Sch. V : Direct Programme Expenditure		
Home Expenses including After Care	3,02,85,446	2,64,79,840
ITVT Expenses	27,02,039	17,74,281
Udayan Shalini Fellowship Expenses	2,79,84,265	2,10,69,861
Advocacy Programmes	2,43,711	8,15,022
Skill Development Centres	18,98,077	18,45,363
Total	6,31,13,538	5,19,84,367
Sch. VI : Programme Management Expenditure		
Communication Prog. Expenses	5,33,656	9,19,046
Fund Raising Prog. expenses	5,08,164	74,529
Volunteer management	1,08,337	25,072
Total	11,50,157	10,18,647
Sch. VII : Administrative Expenditure		
Salary, Honorarium, Stipend, Other Benefits & welfare	24,87,841	20,48,834
Electricity & Water	1,91,412	21,240
Communication expenses	30,893	8,821
Printing & Stationary	17,730	-
Audit & Certification Charges	1,12,100	98,070
Insurance	23,012	30,835
Vehicle Running expenses	-	2,500
Repair & Maintenance	51,225	5,600
Travelling & Conveyance	19,223	15,330
Bank charges	11,050	8,718
Miscellaneous	61,605	34,065
TOTAL	30,06,091	22,74,012




 Kuan Modi
 Registered Trustee

Audited Financial Statements (FCRA) 2019


 Mri

RECEIPT AND PAYMENT ACCOUNT FOR THE YEAR ENDED ON MARCH 31, 2019

RECEIPTS	Amount in Rs.	PAYMENTS	Amount in Rs.
1 Opening Balances:		1 Payments	
[a] Cash Balance	1,59,177	[a] Net Addition in Fixed Assets	4,09,60,884
[b] Bank Balances	26,10,882	[b] <u>Expenditure:</u>	
[c] Fixed Deposits with Banks	4,47,04,508	i. Home Expenses (Net)	3,02,85,446
		ii. ITVT Program	27,02,039
		iii. Udayan Shalini fellowship	2,79,84,265
		iv. Advocacy	2,43,711
		v. Skill Development Centre	18,98,077
		vii. Programme Management	11,50,157
		viii. Administration	30,06,091
			6,72,69,786
		Add : Decrease in net current asset:	12,37,454
			6,85,07,240
2 Receipts		2 Closing Balances:	
[a] General Donations	6,64,442	[a] Cash in Hand	1,23,181
[b] Corpus Donations	20,05,000	[b] Bank Balances	51,66,860
[c] Grants Received	10,92,30,472	[c] Fixed Deposits with banks	4,85,24,491
[d] Interest Received	35,63,004		
[e] Miscellaneous Receipts (written back)	3,45,171		
TOTAL	16,32,82,656	TOTAL	16,32,82,656



for GUPTA & GUPTA
Chartered Accountants
Firm Regn. No. 000681N)

(Niraj Gupta)
Partner
M. No. 016599

Place : New Delhi
Date : December 19, 2019

for UDAYAN CARE

(Dr. Kiran Modi) (G.P. Toddi)
Managing Trustee Trustee



Audited financial statements (FCRA) 2019